

# **UNISAFE - Security and safety on HEIs students and staff moving abroad**

2019-1-IT02-KA203-063421

## ***Intellectual Output 3 (IO3): Open Courses on Safety and Security for mobile participants (Students, Staff) in academic international mobility***

### ***GUIDELINES FOR IMPLEMENTING IO3 TRAINING PROGRAMME IN YOUR INSTITUTION***

Document title: **IO3 Guidelines For Implementing IO courses in your Institutions**

Issued by: **University of Bologna**

Authors: **Nadia Perri, Francesca Quatrosi, Barbara Vetturini**

Version, Date of Issue: **Final, December 2022**

#### ***IO3 TRAINING PROGRAMME for MOBILE PARTICIPANTS:***

- ***Course 1 - Cultural Awareness***
- ***Course 2 – Context and Personal Risks Awareness***
- ***Course 3 – Travel***
- ***Course 4 – Health issues***
- ***Course 5 – Safety and Security in the host institution***
- ***Course 6 - Emergencies***
  
- ***Course 7 – Safety and Security Course for Incoming Students: a template to be declined by each institution***

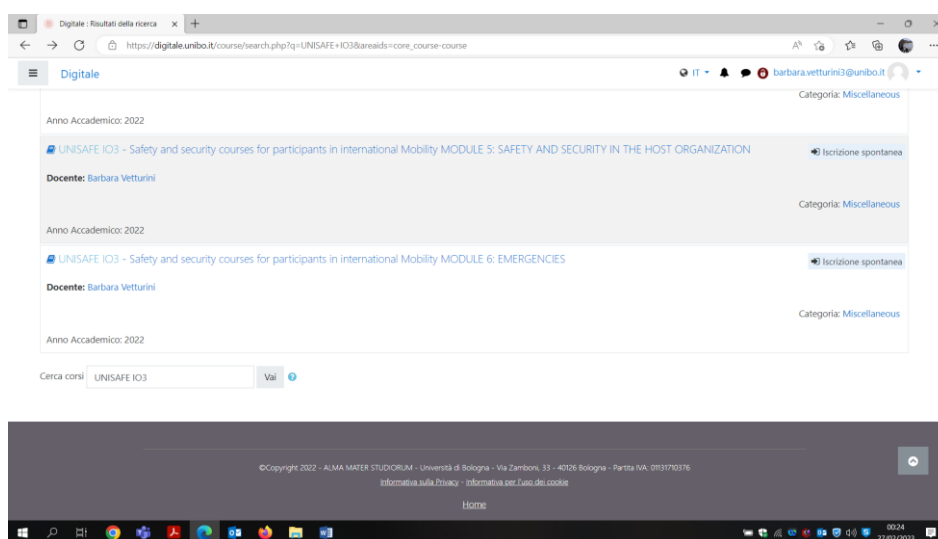
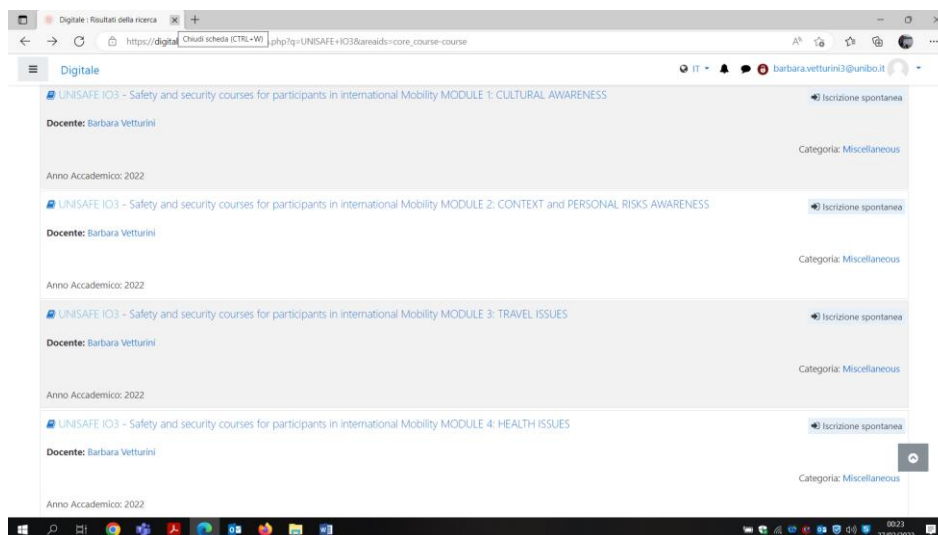
## 1. PRELIMINARY INFORMATION: UNISAFE IO3 TRAINING PROGRAMME

UNISAFE Erasmus+ Strategic Partnerships project has developed in the elearning Moodle digital environment a Training Programme targeting participants in International Academic mobility (students and staff).

This Training Programme is named UNISAFE Intellectual Output 3 (IO3), or better UNISAFE IO3.

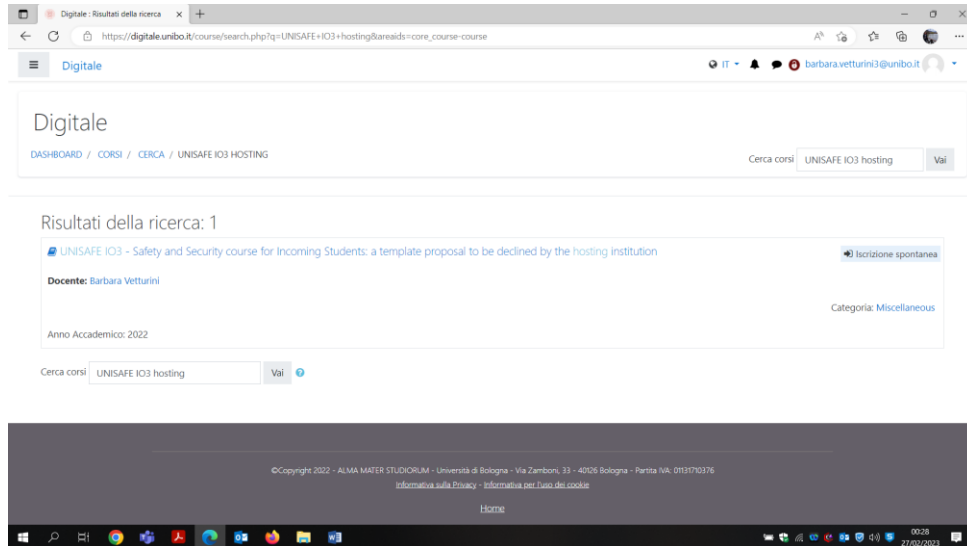
IO3 Training Programme is a set of courses which includes:

- **6 courses** directly targeting mobile participants:



- **1 template course for Incoming students**, devoted to Universities that in order to deliver

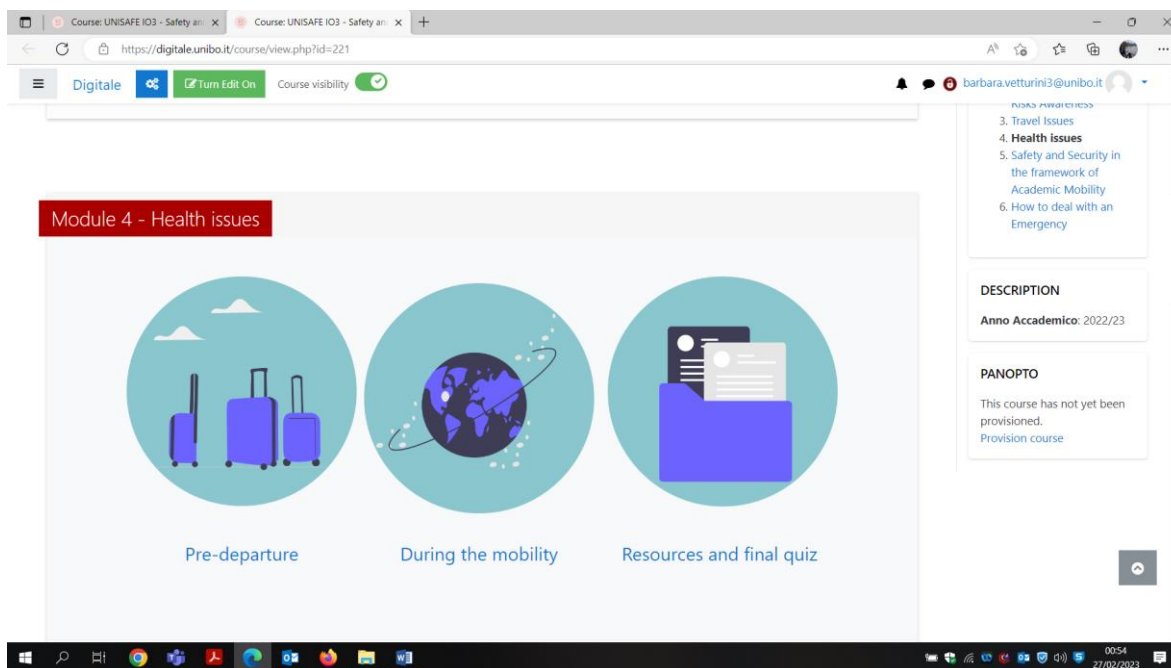
the course to their incoming students should first decline it according to local context



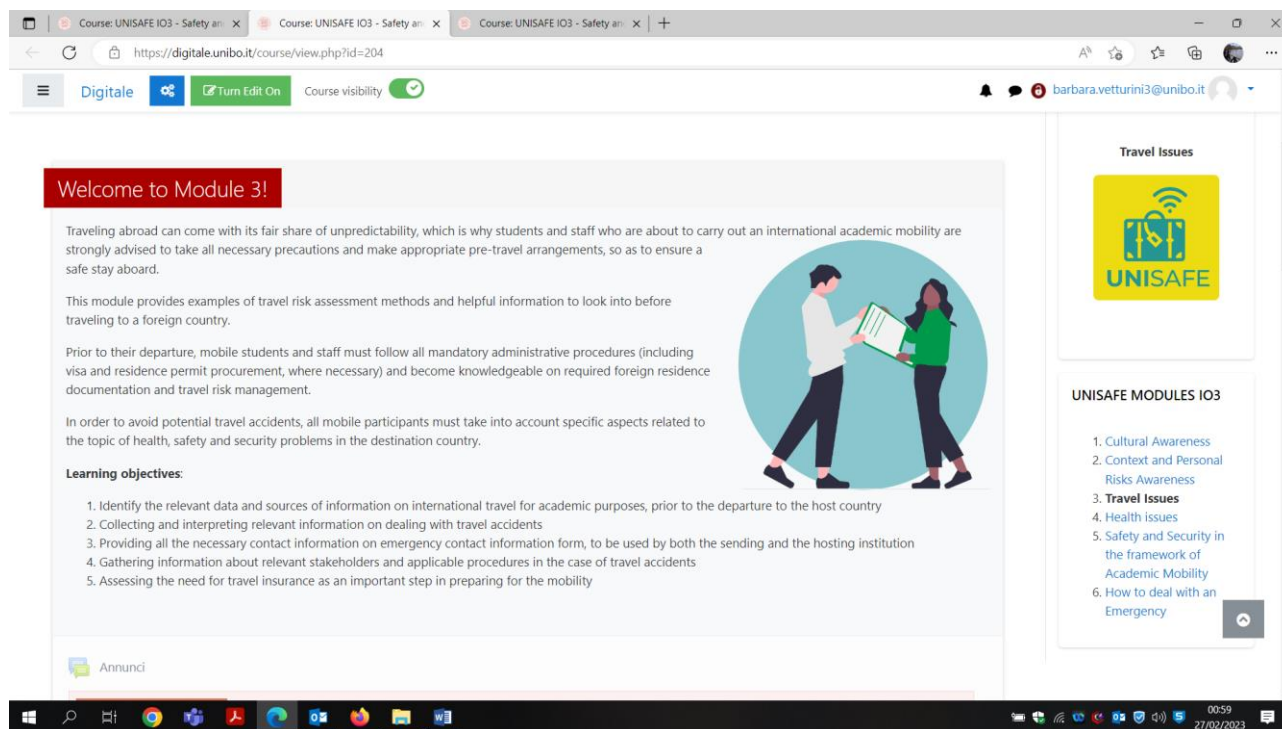
## **STRUCTURE OF THE 6 MAIN COURSES**

Each of the **6 courses** has a similar structure which has been agreed upon by the Consortium, summarized in the following screenshots. Contents have been organized into 3 sections (2 EXAMPLES FOLLOW THE LIST):

- 1. PRE-DEPARTURE,**
- 2. DURING MOBILITY**
- 3. RESOURCES AND FINAL QUIZ.**

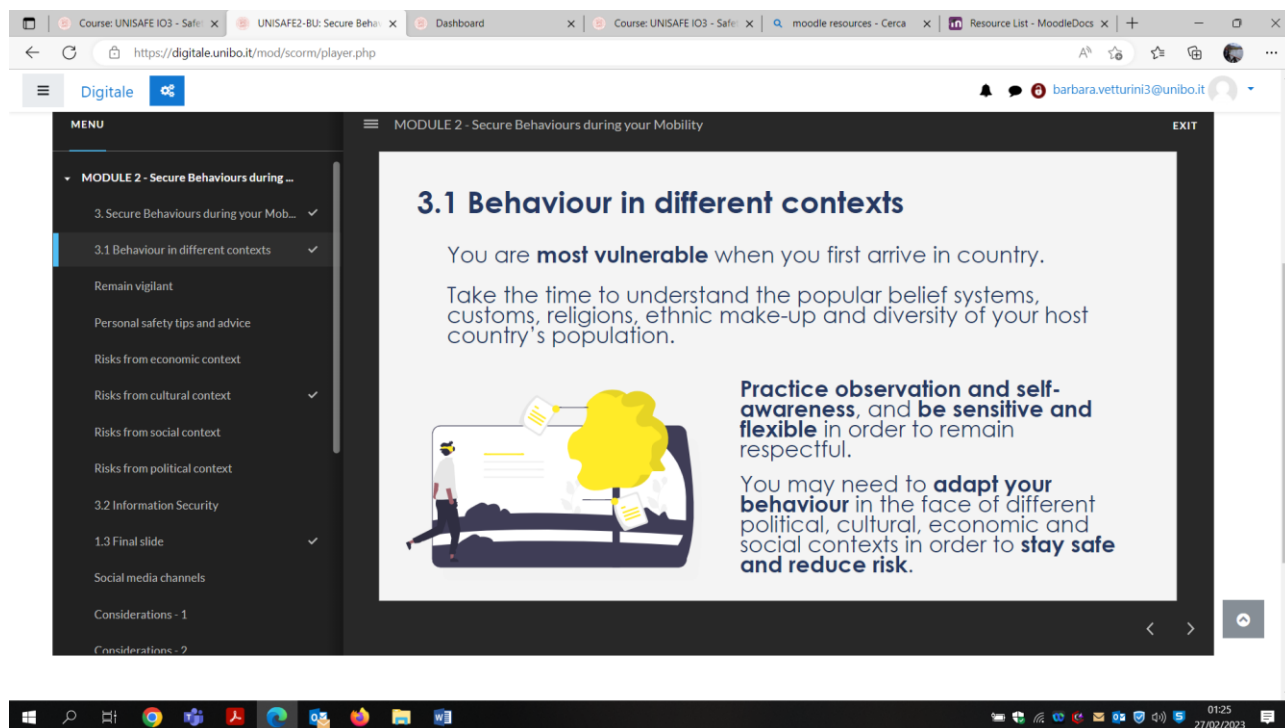


At the beginning of each UNISAFE IO3 Course, a brief presentation is proposed, as follows:



The list of other IO3 Courses is available on the right of the introduction.

When entering each learning session, the contents are displayed in pages:



### ***STRUCTURE OF THE 7<sup>TH</sup> COURSE: SAFETY AND SECURITY COURSE FOR INCOMING STUDENTS: A TEMPLATE PROPOSAL TO BE DECLINED BY HOSTING INSTITUTIONS***

The 7<sup>th</sup> Course in the IO3 Training Programme is meant to be a simple suggestion for Universities that wish to use the same format of UNISAFE IO3 course to build a course targeting their Incoming students.

Each University will certainly desire to configure specific information related to local rules and local context, but nevertheless the Consortium thought it would be useful to suggest a structure for the course. In this case, the sections would deal only with DURING mobility phase (as targets are Incoming Students).

The proposed sections include the content of the corresponding DURING MOBILITY phases of the previous courses. Once the course has been imported as in the following session, the hosting institution will be able to include specificities related to the local context.


In the following slides, the main index of the course is represented.

IO3 FINAL RESULTS - FOR ERAS... Course: UNISAFE IO3 - Safety an... UNISAFE - Security and safety o... Mobilità internazionale in sicure... Erasmus+ Jean Monnet - 62110... digitale.unibo.it/course/view.php?id=222

Digitale Turn Edit On Course visibility

barbara.vetturini3@unibo.it

### Module 7 - During the mobility




- During the mobility 1  
Cultural Awareness
- During the mobility 2  
Context and Personal Risks Awareness
- During the mobility 3  
Travel issues

11:08 28/02/2023

IO3 FINAL RESULTS - FOR ERAS... Course: UNISAFE IO3 - Safety an... UNISAFE - Security and safety o... Mobilità internazionale in sicure... Erasmus+ Jean Monnet - 62110... digitale.unibo.it/course/view.php?id=222

Digitale Turn Edit On Course visibility

barbara.vetturini3@unibo.it



- During the mobility 4  
Health issues
- During the mobility 5  
Safety and Security
- During the mobility 6  
How to deal with an emergency
- Final quiz

11:10 28/02/2023

## **2. SCOPE OF THESE GUIDELINES and IO3 MOODLE COURSES PACKAGE**

IO3 Training Program was developed on the Learning Management System (LMS), Moodle, which during the project meetings in 2021 was chosen by the Consortium as the favorite environment for UNISAFE Training Programmes (IO2 and IO3) development.

In this document you will find brief guidelines about how to import **any of the 7 courses** in case your university is interested in having active these courses available for mobile participants, and therefore wishes to replicate them in the eLearning platform at your institution.

As the 7 courses are totally independent one from the other, it is not mandatory to install all of them to be able to have them running properly on your platform. Just one or 2 may be chosen, in case the full training programme is not consistent or coherent with your institution strategy.

The UNISAFE IO3 full package available includes 1 Moodle course file in mbz format for each of the 7 courses. The following naming convention has been used:

***UNISAFE\_IO3\_COURSEX\_TITLE OF COURSE X. MBZ FILE***

These 7 files have been downloaded from the digital platform of the initial development (Unibo's Digital Learning Institutional Platform)

The development version for UNISAFE IO3 course has been ***Moodle 3.9.17***

Moodle resources which were used during the development were books, label, form, quiz, and scorm

***NOTE: UNISAFE IO3 COURSEs HAVE BEEN DEVELOPED WITH PLUGINS INCLUDED IN THE BASIC VERSION OF MOODLE. NO SPECIAL ADDITIONAL PLUGINS OR THEMES HAVE BEEN USED.***

***UNISAFE IO3 COURSES THEREFORE DO NOT REQUIRE THE INSTALLATION OF PLUGINS OR THEMES OTHER THAN THE ONES INCLUDED IN THE "CORE" MOODLE.***

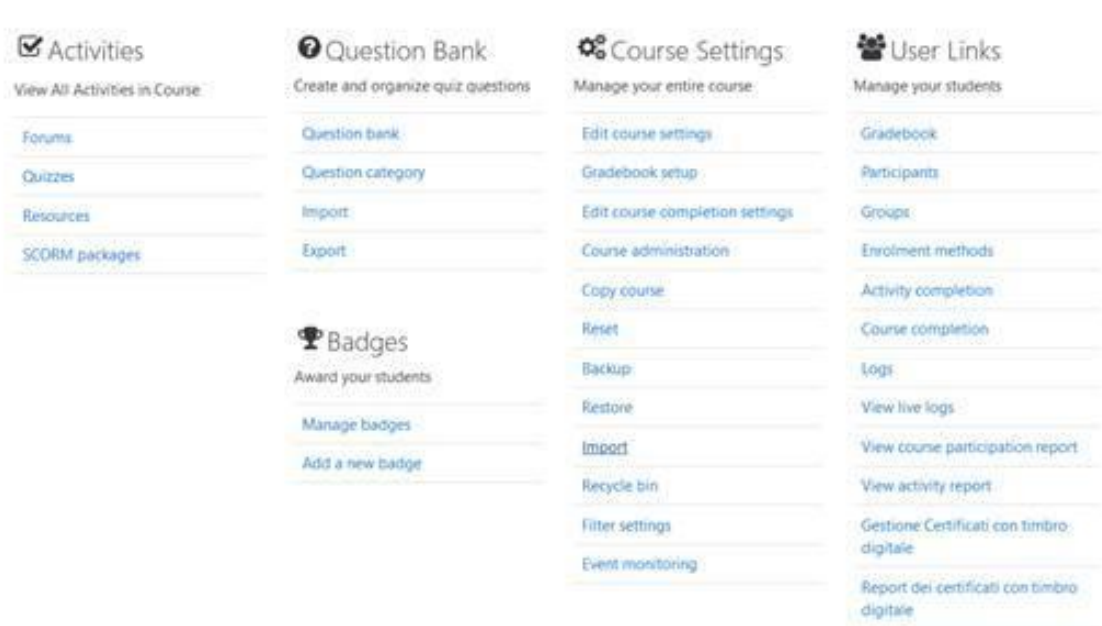
## 4. HOW TO IMPORT IO3 MOODLE COURSE .mbz FILES into YOUR MOODLE LEARNING PLATFORM

The process of importing a moodle .MBZ FILE into another platform is usually very simple, and in the case of UNISAFE IO3 courses is even easier due to the fact that no particular plugins or themes are required.

### ● IMPORTING MOODLE IN MOODLE

1. As a first step, you should create the Course in MOODLE
2. As a second step, you should choose the option to RESTORE A COURSE IN THE COURSE SETTING.

It may be available in different ways according to Moodle version, the following is an example:



3. You will be required to specify the backup file you wish to restore, and this is the point in which you should specify the UNISAFE IO3 course .mbz file you wish to upload in your platform







- ***IO3 COURSES THEMES AND FORMATS***

If you wish to make a replica of the Unisafe IO3 course, you must use

**Course format: Course layout: Show one section per page**

## 5. OPEN BADGES CERTIFICATION

If your institution e-learning Moodle Platform has been integrated with the National Institution of your country able to deliver Open Badges, you can configure your UNISAFE IO3 Moodle courses in a way that after the finalization of the Evaluation test, students will be certified by the correspondent Openbadges Certificates. In Italy this is an option which requires integration of the Moodle e-learning platform with **Bestr** <https://bestr.it/?ln=en>

The UNISAFE IO3 Final results Package includes 6 templates for IO3 Metadata for Open Badges Certificates, with an example of Open Badge Certificate logo as the one delivered by University of Bologna.





ALMA MATER STUDIORUM  
UNIVERSITÀ DI BOLOGNA

---

### UNISAFE IO3

5 - Safety and Security  
in the host organization



ALMA MATER STUDIORUM  
UNIVERSITÀ DI BOLOGNA

---

### UNISAFE IO3

6 - Emergencies



ALMA MATER STUDIORUM  
UNIVERSITÀ DI BOLOGNA

---

### UNISAFE IO3

7 - Safety and Security Course for  
Incoming students: a Template  
proposal to be declined by the  
hosting institution